


Maintenance Colours, AS2700-2011

The colours listed below are currently included within Development Control Plan 2014 Chapter C1 – Non-indigenous Heritage, C1.3 Maintenance colours and have been transposed for reference during the consultation period.


Notes regarding use of the Table:

1. Heritage colours are the paint colours that were used commonly on traditional buildings prior to the 1950s when there was a substantial shift in taste and manufacturing that created wider availability and use of paint colours including strong new colours.
2. The colours listed in Table C1.1 are Australian Standard Colours selected from the AS2700—2011 Colour Standards for General Purposes. They include most of the more common traditional paint colours.
3. Group A colours are the wall body colours. They are predominantly natural earth tones (mineral or stone colours) that would be found in nature. On a typical weatherboard cottage these colours would be used on the weatherboards or body of the building.
4. Group B colours are lighter tones of the Group A colours. Group C colours are darker tones of the same. They are used on doors, windows and trim to contrast with the wall body colours. In a typical colour scheme, the walls would be painted in a mid-tone, the window and door frames would be lighter and the door and sashes darker. Or the frames might be darker and the window sashes lighter.
5. Group D colours are special use colours for elements such as cast-iron railings, columns and friezes, which were most commonly painted in dark tones. They might be used also on special elements such as front doors.
6. Group E colours have specific uses. The light green tones are commonly used on the undersides of awnings and verandahs and sometimes on eaves soffits, being cool anti-glare colours. The cream and dark brown colours are used together on the AC sheet and timber battens of gables on buildings of the 1930s to 1950s.
7. Group F colours are high visibility and high contrast colours used for signage. They should not be used on a heritage building except as signage.

Group A – Wall body colours



Y24 STRAW



Y44 SAND



Y53 SANDSTONE



Y54 OATMEAL



Y55 DEEP STONE



Y62 SUGAR CANE




Y63 KHAKI



X41 BUFF



X43 BEIGE



X45 CINNAMON



X51 TAN



X52 COFFEE



X53 GOLDEN TAN



X61 WOMBAT

Group B – Contrasting Trim Colours - Light



Y24 STRAW



Y25 DEEP CREAM



Y34 CREAM



Y43 PARCHMENT



Y44 SAND



Y45 MANILLA



Y52 CHAMOIS



Y53 SANDSTONE



Y54 OATMEAL



Y55 DEEP STONE



X31 RAFFIA



X32 MAGNOLIA




X34 DRIFTWOOD




X42 BISCUIT

Group C – Contrasting Trim Colours - Dark



Y61 BLACK OLIVE




Y66 MUDSTONE



X54 BROWN



X61 WOMBAT



X62 DARK EARTH



X63 IRONBARK



X64 CHOCOLATE



X65 DARK BROWN



R62 VENETIAN RED



R63 RED OXIDE



R64 DEEP INDIAN RED



G15 RAINFOREST GREEN



G67 ZUCCHINI

Group D – Contrasting Trim Colours – Dark Elements



X63 IRONBARK




X64 CHOCOLATE




R64 DEEP INDIAN RED



G11 BOTTLE GREEN



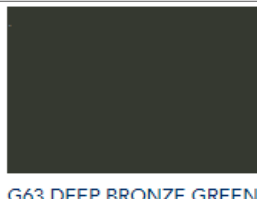
G61 DARK GREEN




G12 HOLLY



G15 RAINFOREST GREEN



G63 DEEP BRONZE GREEN



G67 ZUCCHINI

Group E – Special use colours



Y25 DEEP CREAM



X63 IRONBARK



G43 SURF GREEN




G44 PALM GREEN



G55 LICHEN

Group F – Signage



Y35 OFF WHITE



R13 SIGNAL RED



R14 WARATAH



R15 CRIMSON




R52 TERRACOTTA




B12 ROYAL BLUE



B21 ULTRAMARINE



B51 PERIWINKLE



B62 MIDNIGHT BLUE



G67 ZUCCHINI

Reference: [AS2700 Colour Chart | Dulux Protective Coatings](#)